



# Table of Contents

|                                |   |
|--------------------------------|---|
| <b>Seasonal Planters</b> ..... | 2 |
|--------------------------------|---|



\* Special order item


# Seasonal Planters

## Alessandro Square Planters



| Image   | SKU     | Colour    | Size | Dimensions (in.) |        |        | Capacity | Skid/Case Pack |
|---|---------|-----------|------|------------------|--------|--------|----------|----------------|
|   |         |           |      | Outside          | Inside | Height |          |                |
|  | ALE-13R | Red/Black | 13"  | 13               | 13     | 9 3/4  | 19.7 L   | 1,080          |
|  | ALE-12R | Red/Black | 12"  | 12               | 11     | 9 1/2  | 12.9 L   | 1,680          |

## Amalfi Round Planters



| Image   | SKU       | Colour      | Size | Dimensions (in.) |        |        | Capacity | Skid/Case Pack |
|---|-----------|-------------|------|------------------|--------|--------|----------|----------------|
|   |           |             |      | Outside          | Inside | Height |          |                |
|  | AMA-12BR* | Brushed Red | 12"  | 12 3/4           | 10     | 9 3/4  | 7.7 L    | 1,430          |
|  | AMA-14R   | Red/Black   | 14"  | 13 3/4           | 11 1/2 | 10     | 13.4 L   | 1,200          |

| Image   | SKU      | Colour      | Size | Dimensions (in.) |        |        | Capacity | Skid/Case Pack |
|---|----------|-------------|------|------------------|--------|--------|----------|----------------|
|   |          |             |      | Outside          | Inside | Height |          |                |
|  | AMA-14BR | Brushed Red | 14"  | 13 3/4           | 11 1/2 | 10     | 13.4 L   | 1,200          |


## Christmas Oval Tin Planter

| Image   | SKU      | Colour            | Size | Dimensions (in.) |                |        | Capacity | Skid/Case Pack |
|---|----------|-------------------|------|------------------|----------------|--------|----------|----------------|
|   |          |                   |      | Outside          | Inside         | Height |          |                |
|  | TIN-11RS | Red with sparkles | 11"  | 11 × 6 3/4       | 10 3/4 × 6 1/2 | -      | -        | 24             |
|  | TIN-14RS | Red with sparkles | 14"  | 14 1/4 × 8       | 13 3/4 × 7 3/4 | 6      | -        | 20             |




## Ripple Planter

| Image   | SKU      | Colour         | Size | Dimensions (in.) |        |        | Capacity | Skid/Case Pack |
|---|----------|----------------|------|------------------|--------|--------|----------|----------------|
|   |          |                |      | Outside          | Inside | Height |          |                |
|  | RIPP-13R | Red Painted    | 13"  | 13               | 12.5   | 9 1/2  | 12.5 L   | 1,400          |
|  | RIPP-13S | Silver Painted | 13"  | 13               | 12     | 9 1/2  | 12.5 L   | 1,400          |

\* Special order item

| Image   | SKU      | Colour       | Size | Dimensions (in.) |        |        | Capacity | Skid/Case Pack |
|---|----------|--------------|------|------------------|--------|--------|----------|----------------|
|   |          |              |      | Outside          | Inside | Height |          |                |
|  | RIPP-13G | Gold Painted | 13"  | 13               | 12     | 9 1/2  | 12.5 L   | 1,400          |

## Stephanie Bowl

| Image  | SKU          | Colour | Size | Dimensions (in.) |        |        | Capacity | Skid/Case Pack |
|--|--------------|--------|------|------------------|--------|--------|----------|----------------|
|  |              |        |      | Outside          | Inside | Height |          |                |
|   | STEPH-9.5G*  | Green  | 9.5" | 9 1/2            | 9 1/4  | 4 3/4  | 3.4 L    | 4,370          |
|   | STEPH-9.5PK* | Pink   | 9.5" | 9 1/2            | 9 1/4  | 4 1/2  | 3.4 L    | 4,370          |
|  | STEPH-9.5Y*  | Yellow | 9.5" | 9 1/2            | 9 1/4  | 4 1/2  | 3.4 L    | 4,370          |

# Index

## A

Alessandro Square Planters 1

Amalfi Round Planters 1

## C

Christmas Oval Tin Planter 2

## R

Ripple Planter 2

## S

Stephanie Bowl 3